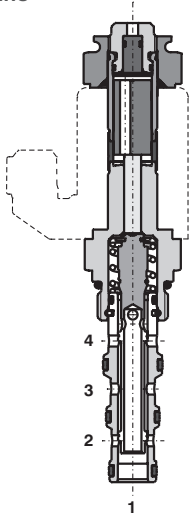


4/2 Directional Valve, Solenoid Operated, Spool-Type, Direct-Acting

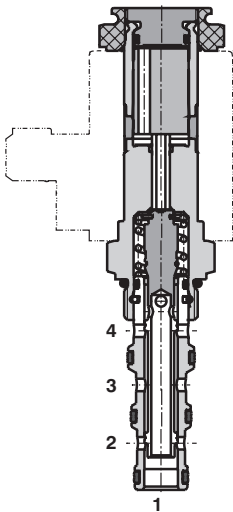
SD2E-A4

3/4-16 UNF • Q_{max} 30 l/min (8 GPM) • p_{max} 350 bar (5100 PSI)

Lightline



High performance



Technical Features

- › Hardened precision parts
- › High flow capacity
- › High transmitted hydraulic power
- › Wide range of manual overrides available
- › All ports may be fully pressurized
- › Variety of optional spools available
- › Coil interchangeability among SD*-A* product line
- › Standard version zinc-coated with surface protection acc. to ISO 9227 (240 h salt spray)

Functional Description

4-way, 2-position high pressure bi-directional spool valve in the form of a screw-in cartridge. The valve is used mainly to direct flow to actuators.

2Z11	2Z51	2X21	2R21	2P51	2Y11	2C51

Technical Data

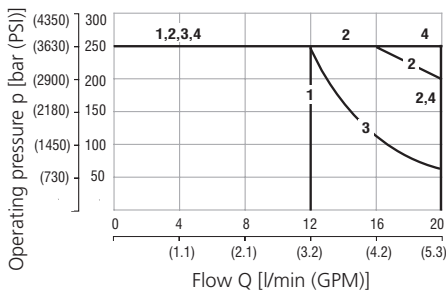
Valve size / Cartridge cavity		3/4-16 UNF-2A / A4	
		Lightline	High performance
Max. flow	l/min (GPM)	20 (5.3)	30 (7.9)
Max. operating pressure	bar (PSI)	250 (3630)	350 (5080)
Fluid temperature range	°C (°F)	-20...60 (-4...140)	-20...80 (-4...176)
Ambient temperature range	°C (°F)	-20...50 (-4...122)	-20...80 (-4...176)
Supply voltage tolerance	%	DC ± 10	AC, DC: ± 15
Max. switching frequency	1/h	15 000	
Mass without coil	kg (lbs)	0.15 (0.33)	0.23 (0.51)

General information		Datasheet		Type	
		Products and operating conditions			
Coil types		C_8007	C14B*	C19B*	
Valve bodies	In-line mounted	SB_0018	SB-A4*		
	Sandwich mounted	SB-04(06)_0028	SB-*A4*		
Cavity details / Form tools		SMT_0019	SMT-A4*		
Spare parts		SP_8010			

Characteristics measured at $v = 32 \text{ mm}^2/\text{s}$ (156 SUS)

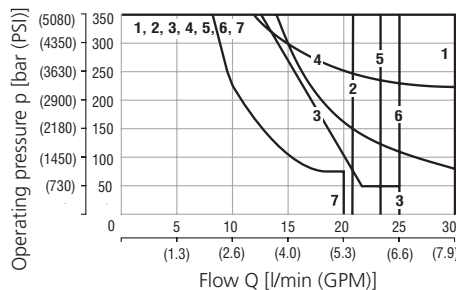
Operating limits - Lightline

Oil 60 °C (140 °F) / Ambient temperature
50 °C (122 °F) / Voltage U_n -10% (21.6 VDC)



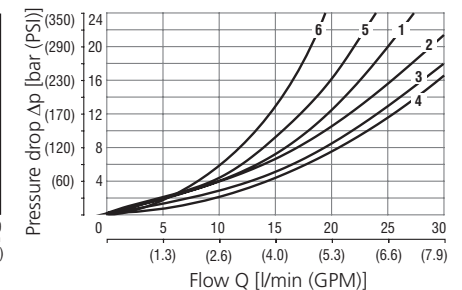
Operating limits - High performance

Oil 80 °C (176 °F) / Ambient temperature
50 °C (122 °F) / Voltage U_n -10% (21.6 VDC)



Pressure drop related to flow rate

- Lightline, High performance



Model	Connection
1 2Z11	3→2, 4→1
2 2Z51	3→4, 2→1
3 2R21	3→2, 4→1
4 2R21	3→4, 2→1
4 2P51	3→4, 2→1
4 2X21	3→4, 2→1 3→2, 4→1

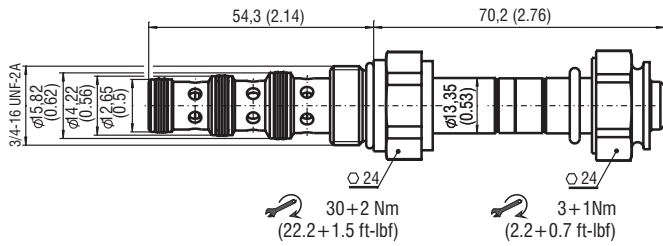
Model	Connection
1 2Z51	3→4, 2→1
2 2Z11	3→2, 4→1
3 2R21	3→2, 4→1
4 2X21	3→4, 2→1
5 2X21	3→2, 4→1
1 2R21	3→4, 2→1
6 2Y11	3→2, 4→1
7 2C51	3→1

Model	Connection	Model	Connection
1 2Z11	4→1	2R21	2→1
2 2Z11	3→2	2Z51	2→1
2 2X21	3→4, 4→1	2R21	3→2
3 2Z51	3→4	2R21	3→4
3 2Y11	3→2, 4→1		
4 2X21	3→2, 2→1	2C51	3→2, 4→1
5 2R21	4→1		
6 2C51	3→1		

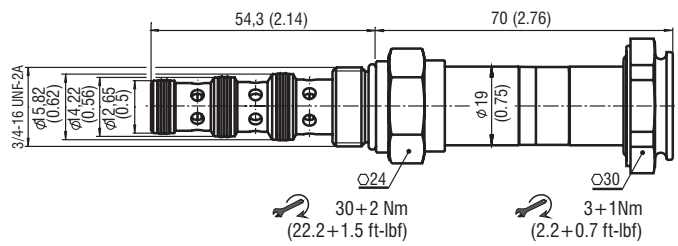
For operating limits under conditions and flow directions other than shown contact our technical support.

Dimensions in millimeters (inches)

Lightline



High performance



Manual Override in millimeters (inches)

No designation - standard	Designation M2 - rubber boot protected	Designation M5 - socket head screw, size 2.5	Designation M9 - without manual override
<p>L ~ 70,2 (2.63) H ~ 70,0 (2.76)</p>	<p>L ~ 81,7 (3.22) H ~ 81,5 (3.21)</p>	<p>L ~ 77,2 (3.04) H ~ 77,6 (3.06)</p>	<p>L ~ 67,2 (2.65) H ~ 70,0 (2.76)</p>

In case of solenoid malfunction or power failure, the spool of the valve can be shifted by manual override as long as the pressure in port T does not exceed 25 bar (363 PSI). For alternative manual overrides contact our technical support.

Ordering Code

SD2E-A4 / -

4/2 directional valve, solenoid operated, spool-type, direct-acting, 3/4-16 UNF

Lightline
High performance

L
H

Model

			2Z11
			2Z51
			2X21
			2R21
		only for L	2P51
		only for H	2Y11
		only for H	2C51

Surface treatment
A zinc-coated (ZnCr-3), ISO 9227 (240 h)
B zinc-coated (ZnNi), ISO 9227 (520 h)

Seals
V No designation
NBR
FPM (Viton)

Manual override
No designation
M2 rubber boot protected
M5 socket head screw
M9 without manual override